
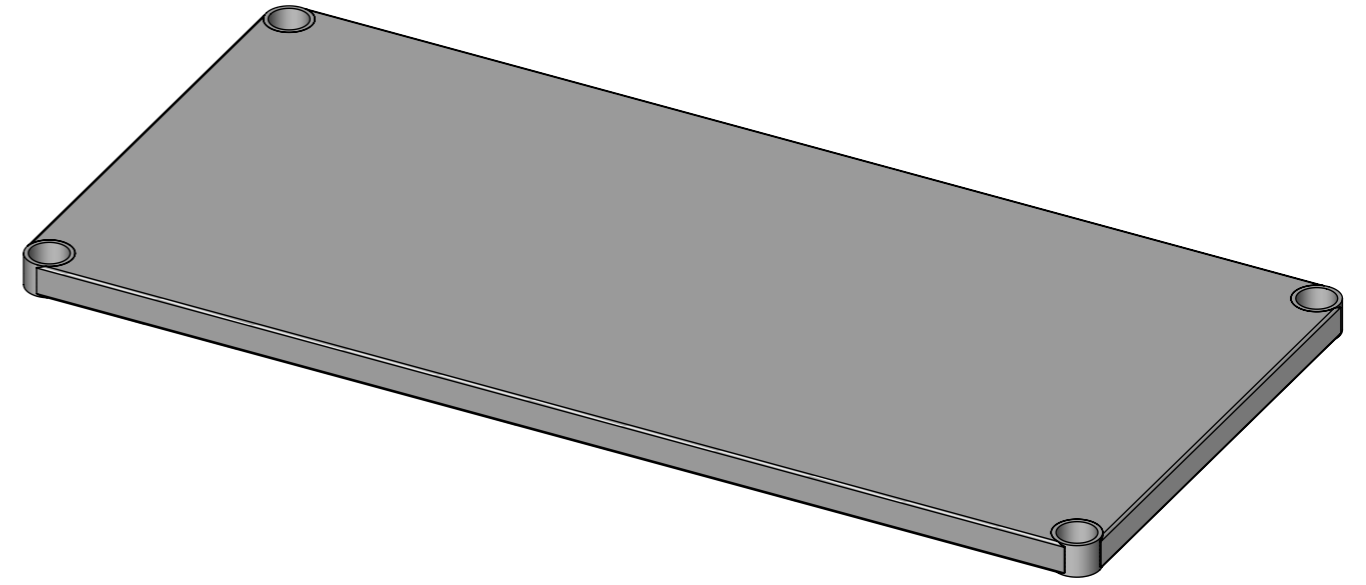





PLAN



FRONT ELEVATION

STAINLESS STEEL
SOCKETS IN ALL
CORNERS



SIDE ELEVATION

STAINLESS STEEL
SOCKETS IN ALL
CORNERS

SIMPLY STAINLESS
 Modular Sinks, Tables & Shelving
 COPYRIGHT © 2022
 This drawing is the property of CI GROUP PTY LTD. Tradings as SIMPLY STAINLESS and it may not be copied, reproduced or modified in whole or in part without prior written permission of CI GROUP PTY LTD. SIMPLY STAINLESS reserves the right to change specification and design without notice.

**21-US-6-1200
 UNDER SHELF**

SIZE: A3

SCALE : 1:7

CONSTRUCTION NOTES :

1. TOPS MADE FROM 1.2mm STAINLESS STEEL WITH STAINLESS STEEL SOCKETS AT CORNERS.

21-US-6-1200