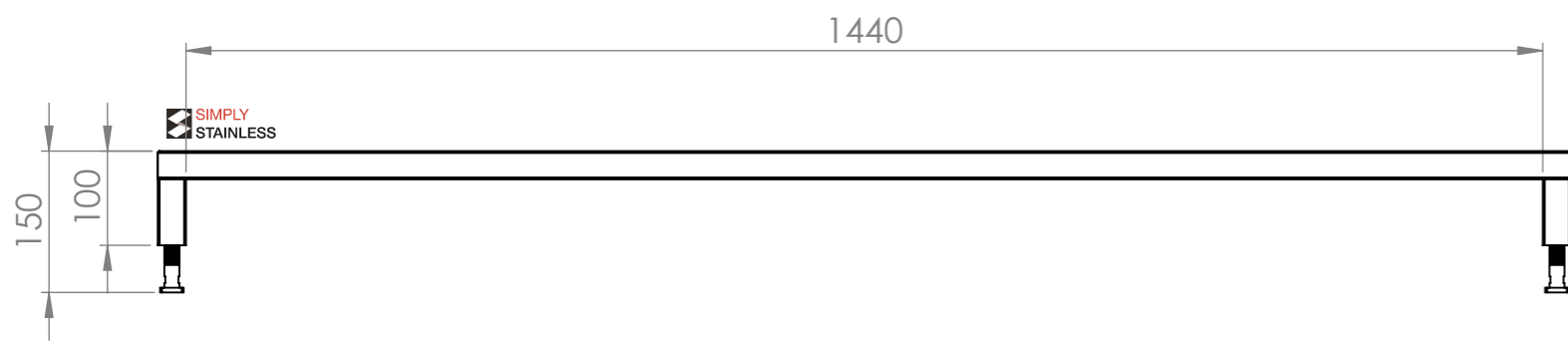
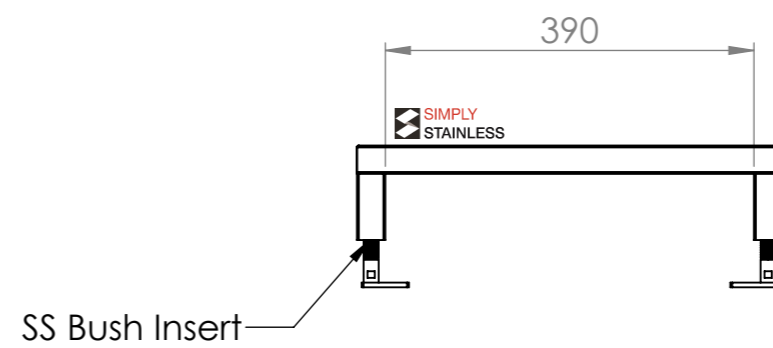


PLAN




FRONT VIEW



SS Bush Insert

SIDE VIEW

**17-DR-1500**

  
 Modular Sinks, Tables & Shelving  
 COPYRIGHT © 2022  
 This drawing is the property of CI GROUP PTY LTD. Tradings as SIMPLY STAINLESS and it may not be copied, reproduced or modified in whole or in part without prior written permission of CI GROUP PTY LTD. SIMPLY STAINLESS reserves the right to change specification and design without notice.  
**17-DR-1500**  
**DUNNAGE RACK**

SIZE: A3

SCALE : 1:8

**CONSTRUCTION NOTES :**

1. FRAME MADE FROM 30mm STAINLESS STEEL SQ TUBE.
2. FEET ARE ADJUSTABLE STAINLESS STEEL LUG FEET.